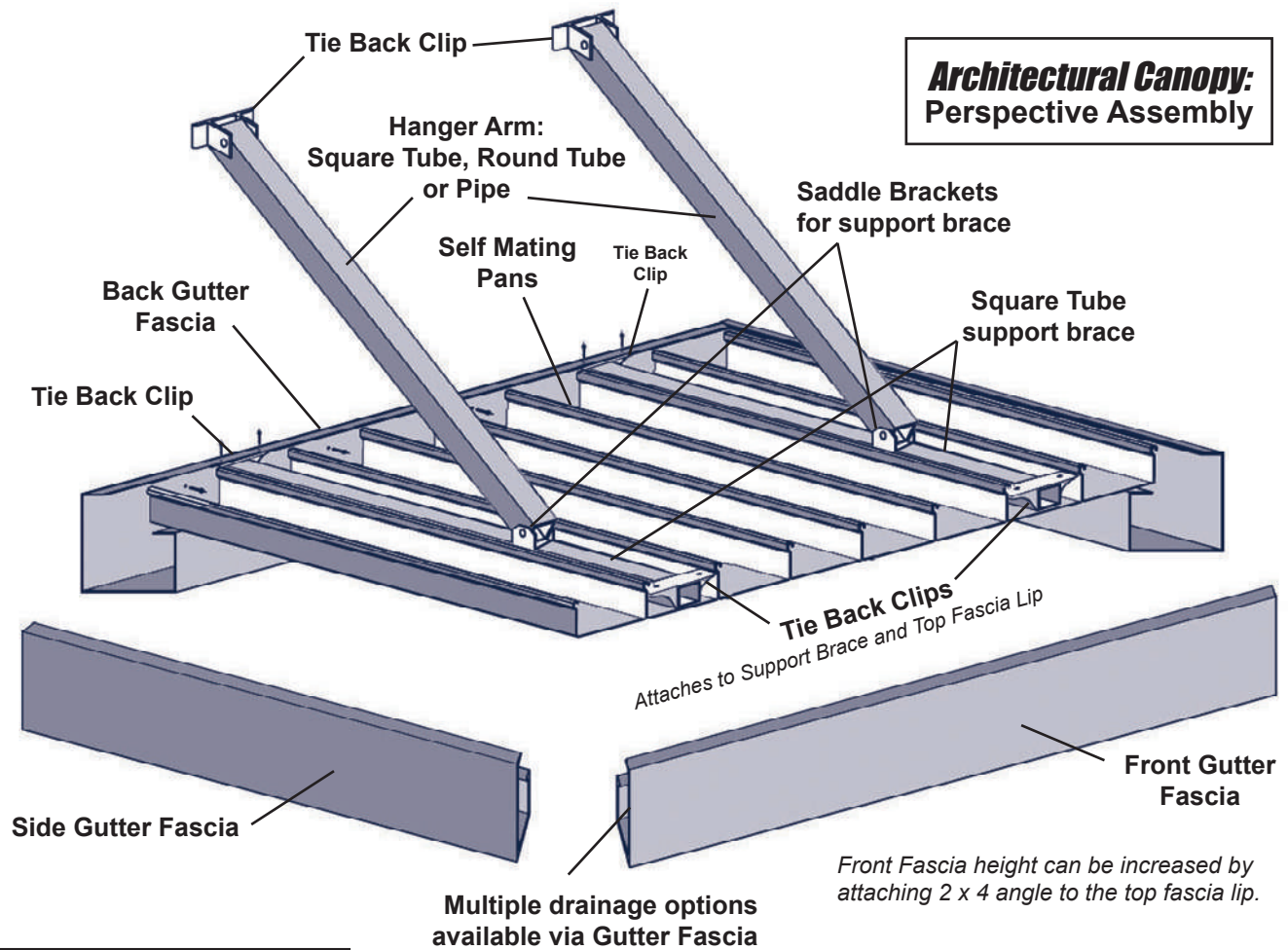
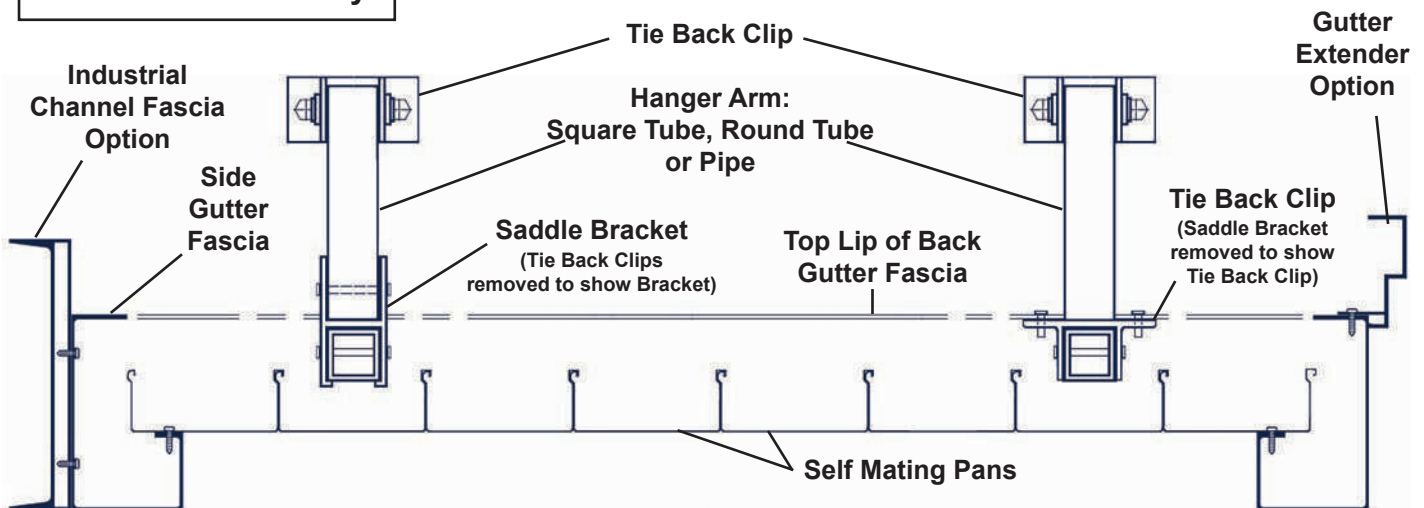


Architectural Canopy Schematic

Available in: Mill Finish & Anodized; Various Lengths & Alloys



Architectural Canopy: Front View Assembly



Front Gutter Fascia removed to display interior components of canopy





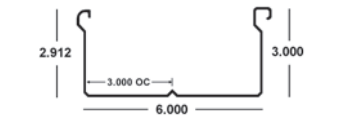
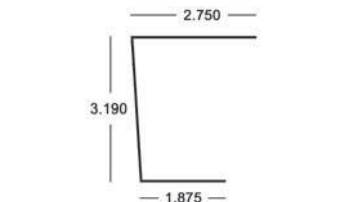


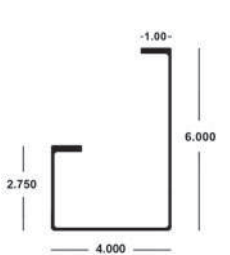
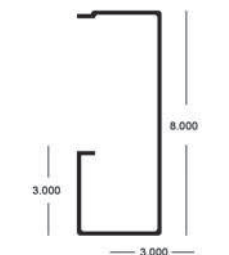
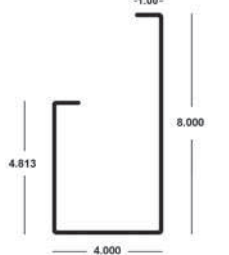
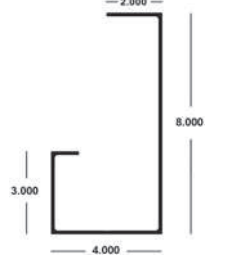
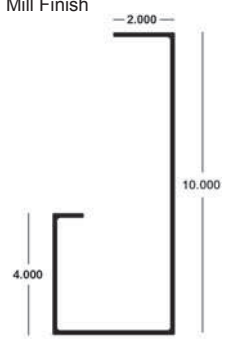
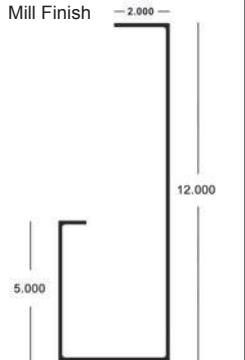
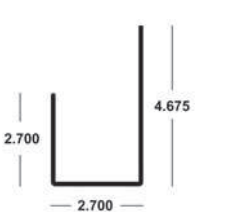
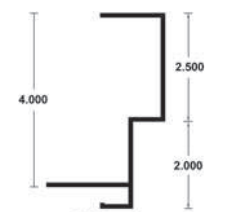
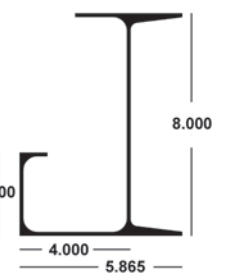
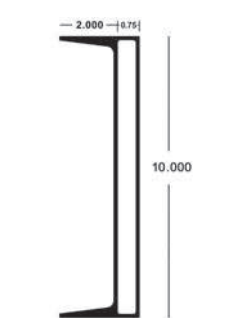
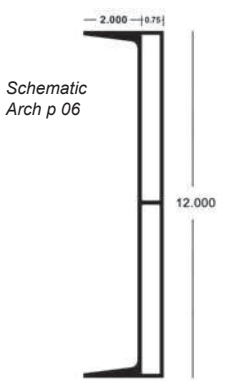




BALTIMORE CANVAS

Quality Awning and Canopy Solutions Since 1917

60 Aileron Ct, Suite 3 • Westminster, MD 21157 • info@baltimore-canvas.com • FAX 410-945-4862

Call (410) 947-7890
Baltimore-canvas.com

Architectural Canopy

<p>2 x 8 x .075 Self Mating Canopy Roof Pan x 24' 6063-T6 Mill Finish 56-63-046 .080 Wall</p> 	<p>3 x 6 Self Mating Canopy Roof Pan x 24' 6063-T6 Mill Finish 56-63-015 (0.065 - Light Wall) MILL ORDER 56-63-075 (0.065 Side Wall/0.075 Bottom Wall) MILL ORDER 20160-020 (TX) (0.078 - Heavy Wall)</p> 	<p>3 x 6 x .078 Self Mating Canopy Roof Pan (V-Deck) 6063-T6 Mill Finish (3" On Center V) MILL ORDER 52-63-11677 (FL/NC) 0.078 - Heavy Wall</p> 	<p>3 x .045 Extruded Header 200-WH-019 White x 24' 200-MB-019 Bronze x 24' 200-WH-020 White x 30' 200-MB-020 Bronze x 30'</p> 		
<p>3 x 12 Carport Roll Form Roof Pan (5 Rib) Self Mating Available in .032 and .024 thicknesses <i>Custom Lengths Available in White; SPECIAL ORDER for Bronze</i> CRATE CHARGE MAY APPLY (please inquire with your sales person) Production Lead Times average 5-7 Business Days + shipping</p> 		<p>3 x 12 x .050 Carport Roll Form Roof Pan (5 Rib) Self Mating <i>Custom Lengths Available in White & Bronze</i> CRATE CHARGE MAY APPLY (please inquire with your sales person) Production Lead Times average 5-7 Business Days + shipping</p> 			
<p>4 x 6 x .093 Gutter Fascia x 24' 56-63-033 Mill Finish 56-63-036 204-R1 Clear Anodized 56-MB-036 Bronze 56-WH-036 White</p> 	<p>3 x 8 x .125 Gutter Fascia x 24' 21929-025M (TX) Mill Finish 21929-667 (TX) 204-R1 Clear Anodized</p> 	<p>4 x 8 x .125 Gutter Fascia x 24' 56-63-016 Mill Finish</p> 	<p>4 x 8 x 3 x .125 Gutter Fascia x 24' 56-63-039 Mill Finish 0.125" Inside Radius</p> 	<p>4 x 10 x 4 x .140 Gutter Fascia x 24' 56-63-043 56-63-045 x 30' Mill Finish</p> 	<p>4 x 12 x 5 x .160 Gutter Fascia x 24' 56-63-042 Mill Finish</p> 
<p>Fascia Splice x 20' 21929-253 (TX) Mill Finish, Fits 3 x 8 Gutter Fascia 21929-667 and 21929-025M</p> 	<p>Gutter/Fascia Extender x 24' 2" x 4.5" x .093 x 24' 56-63-041 Mill Finish See schematic on Arch 06</p> 	<p>4 x 8 x 3 x .135 Gutter Fascia Channel x 24' 1" 56-63-047 Mill Finish</p> 	<p>10" Industrial Channel Fascia x 24' 52-63-14715 Mill Finish Mates with 4 x 6, 4 x 8, 4 x 10 and 4 x 12 Gutter Fascias Schematic Arch p 06</p> 	<p>12" Industrial Channel Fascia x 24' 52-63-14284 Mill Finish Mates with 4 x 6, 4 x 8, 4 x 10 and 4 x 12 Gutter Fascias Schematic Arch p 06</p> 	<p>Saddle Bracket 6063-T6 Mill Finish SB-CLIP Receives 2" Sq Tube</p>  <p>Female Pins 6061-T6511 MF Comes with bolt 13335-1 Fits 1-1/2" x 1/8" Tube SPECIAL ORDER 13335-2 Fits 2" x 1/8" Tube</p>  <p>Tie Back Clips 6063-T6 Mill Finish TB-CLIP x 2" (with holes)</p>  <p>40-63-262 x 12' Receives 2" Square Tube; Also used as support brace bracket</p> 



BALTIMORE CANVAS
Quality Awning and Canopy Solutions Since 1917

60 Aileron Ct, Suite 3 • Westminster, MD 21157 • info@baltimore-canvas.com • FAX 410-945-4862

Call (410) 947-7890
Baltimore-canvas.com



ARCHITECTURAL CANOPIES



Industrial Channel Fascia

Features & Benefits:

- Can be mechanically fastened to the front of any gutter to give the canopy an Industrial Channel Fascia look
- Approximately 2 pounds per foot lighter than a traditional 12" structural channel often used in this application
- Adaptable to be used on any size gutter
- Fasteners attach through the double wall in the back. No visible fasteners on the exposed canopy fascia
- No welding required to attach fascia to gutter
- No seams on the front of the canopy fascia

12" Industrial Channel Fascia x 24'
52-63-14284 Mill Finish



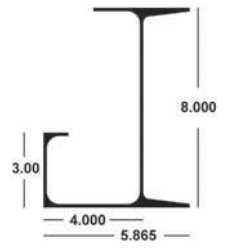
Mates with
 4 x 6, 4 x 8,
 4 x 10, 4 x 12
 EMS Gutter
 Fascias.

10" Industrial Channel Fascia
Channel Fascia
 MILL ORDER **52-63-14715**



Mates with
 4 x 6, 4 x 8,
 4 x 10, 4 x 12
 EMS Gutter
 Fascias.

Gutter Fascia Channel x 24' 1"
56-63-047 Mill Finish
 4 x 8 x 3 x .135



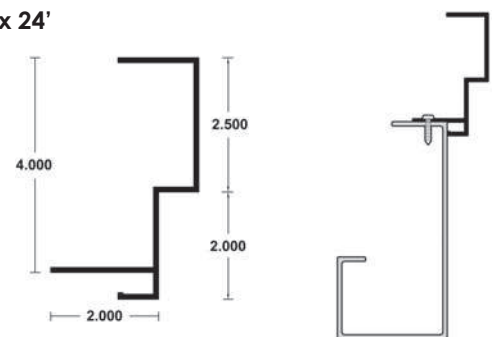
Fascia/Gutter Extender

Features & Benefits:

- Unique design creates three-dimensional depth
- Easily increase the height of your fascia for more prominent curb appeal
- Fast and simple to assemble
- Immediate shipment from stock

Gutter/Fascia Extender x 24'

56-63-041 Mill Finish
 Mates with all EMS Gutter
 Fascias



Attachment Detail:
 Fasteners attach the
 Extender to the top of the
 Gutter Fascia making it not
 visible to the front of the
 canopy (at right)



BALTIMORE CANVAS

Quality Awning and Canopy Solutions Since 1917

60 Aileron Ct, Suite 3 • Westminster, MD 21157 • info@baltimore-canvas.com • FAX 410-945-4862

Call (410) 947-7890
 Baltimore-canvas.com

Adjustable Canopy Arms

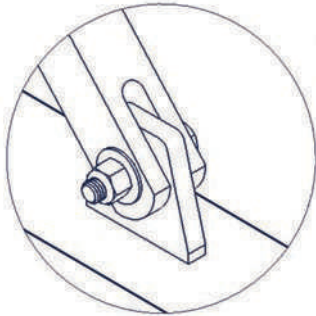
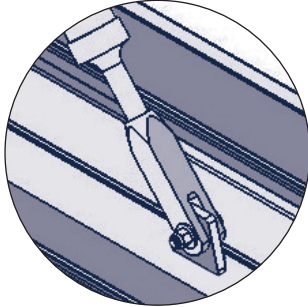
Adjustable Arm (Female to Female Coupling)

Accepts Wall Mount Plates with Tab and
Accepts Support Arm Mounting Tabs
Used with 3" Square Tube Support Beam

2" OD Round Tube; 6063-T6 Mill Finish

52-FF-03 x 3'
52-FF-04 x 4'
52-FF-05 x 5'

Special Order:
- 1-1/2" OD and Various
lengths also available



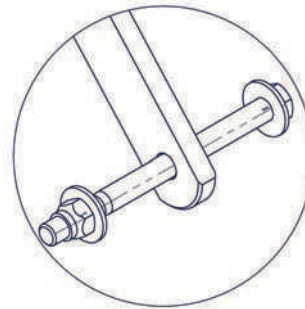
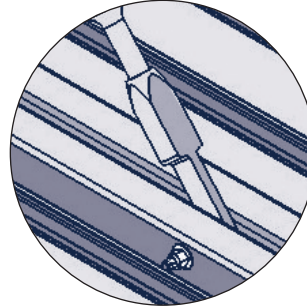
Adjustable Arm (Female to Male Coupling)

Accepts Wall Mount Plates with Tab and
Used with 5.25" x 3.935" Support Beam

2" OD Round Tube; 6063-T6 Mill Finish

52-FM-03 x 3'
52-FM-04 x 4'
52-FM-05 x 5'

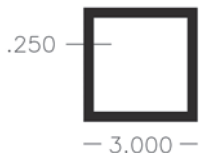
Special Order:
- 1-1/2" OD and Various
lengths also available



FEATURES & BENEFITS:

- Patented Adjustment System allows up to 1" on both ends.
- Fully Assembled, Ready to Install
- Aluminum Arm with Stainless Steel Hardware

**3" x .25 Square Tube
Support Beam x 24'**
19-61-340 6061-T6 Mill Finish
Used with Support Arm Mounting Tabs



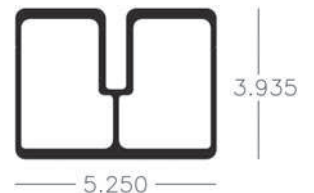
Support Arm Mounting Tab
52-61-DPT With Plate
Used with 19-61-340



6" sq x .500" Wall Mount Plate
DAT-041-KIT
Includes Plate Tab 52-61-DPT



5.25 x 3.935 Beam x 24'
52-61-5092 6063-T6 Mill Finish



BALTIMORE CANVAS

Quality Awning and Canopy Solutions Since 1917

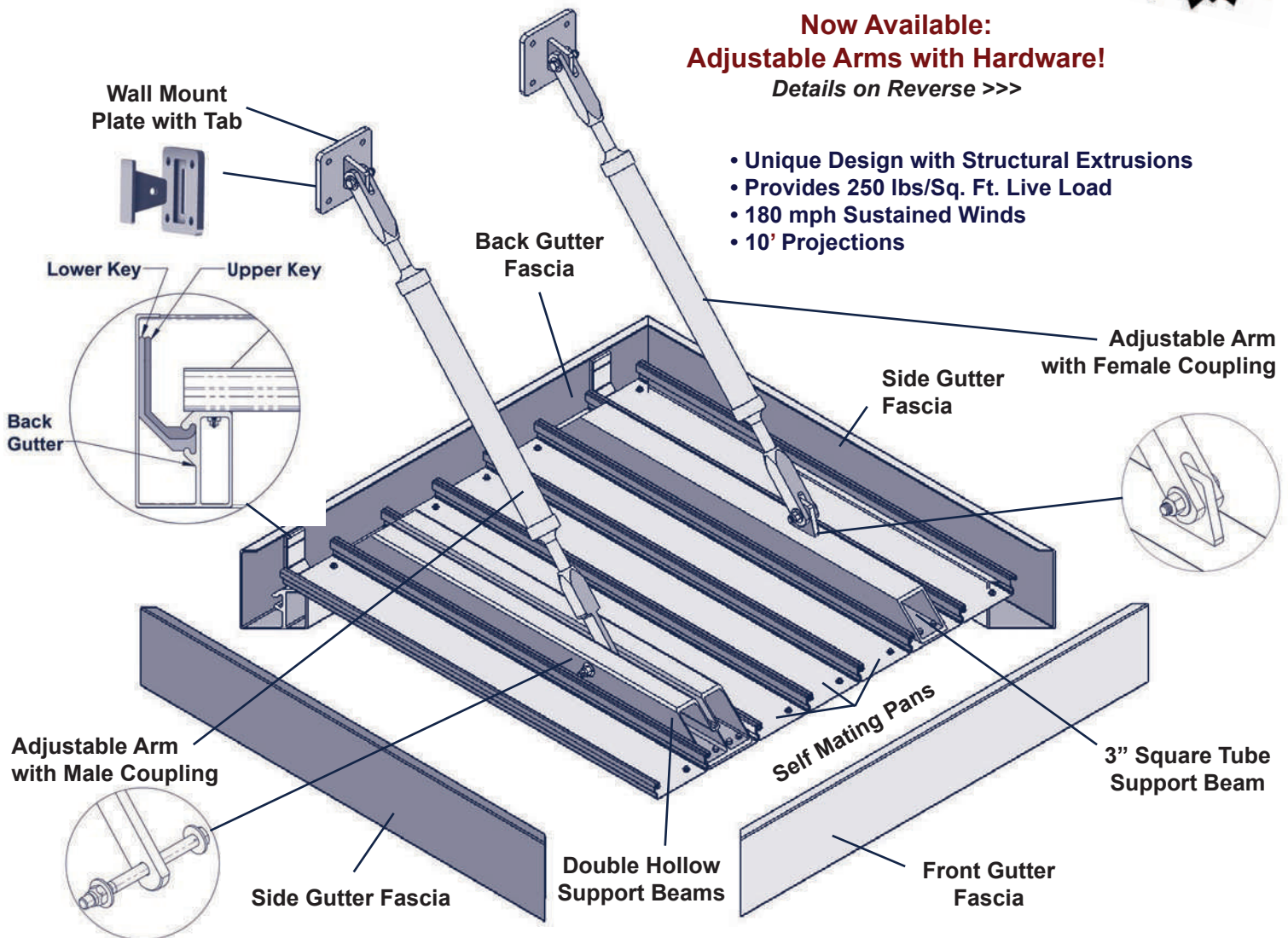
60 Aileron Ct, Suite 3 • Westminster, MD 21157 • info@baltimore-canvas.com • FAX 410-945-4862

Call (410) 947-7890
Baltimore-canvas.com

ARCHITECTURAL CANOPY



Now Available:
Adjustable Arms with Hardware!
Details on Reverse >>>



- Unique Design with Structural Extrusions
- Provides 250 lbs/Sq. Ft. Live Load
- 180 mph Sustained Winds
- 10' Projections

<p>6.014 x .065 Self Mating Gutter Pan x 24' 6005A-T61 Mill Finish 52-61-5085</p>	<p>8 x 4 x 4 x 1.5 Front Gutter x 24' 52-61-5086 6063-T6 Mill Finish</p>	<p>8 x 4 x 4 x 1.5 Back Gutter x 24' 52-61-5087 6063-T6 Mill Finish <i>Mates with Upper & Lower Keys</i></p>	<p>8 x 4 x 4 x 1 Side Gutter x 24' 52-61-5088 6063-T6 Mill Finish</p>
<p>5.25 x 3.935 Beam x 24' 52-61-5092 6063-T6 Mill Finish</p>	<p>3" x .25 Square Tube Support Beam x 24' 19-61-340 6061-T6 Mill Finish Used with Support Arm Mounting Tabs</p>	<p>2.118 x 4.218 Upper Key x 24' 52-61-5105 6061-T6 Mill Finish <i>Mates with Lower Key and Back Gutter</i></p>	<p>4.875 x 2.375 Lower Key x 24' 52-61-5106 6061-T6 Mill Finish <i>Mates with Upper Key and Back Gutter</i></p>



BALTIMORE CANVAS

Quality Awning and Canopy Solutions Since 1917

60 Aileron Ct, Suite 3 • Westminster, MD 21157 • info@baltimore-canvas.com • FAX 410-945-4862

Call (410) 947-7890
Baltimore-canvas.com